





<p>Electric Valve Actuators</p>	 <p>CE </p>	 <p>CE</p>	 <p>CE</p>
Feature	Compact 5617 Series	Multi-Voltage 5610E Series	Single Voltage 5615 Series
Type	Quarter turn (90°)	Quarter turn (90°)	Quarter turn (90°)
Enclosure	Rugged aluminum Type 4X/IP67	Polyamide IP67	Polyamide IP67
Approvals	CSA, CE mark	CE mark	CE mark
Voltages	110 VAC, 24 VAC, 24 VDC	24-240V AC/DC	12V AC/DC
Electrical Connection	Prewired cable with flying leads 3 meter (9.8 feet)	DIN Plug Connectors (optional prewired DIN cord sets)	DIN Plug Connectors (optional prewired DIN cord sets)
Valve Position Indicator	Standard	Dome style	Dome style
Manual Override	Manual Override with Hex wrench	Hand knob manual override	Hand knob manual override
Mechanical Travel Stops	none	none	none
ISO 5211 Mounting Flange	Standard	Standard	Standard
Motor	Heavy duty motor, integral to housing	Brushless motor, all voltages	Brushless motor
Motor Protection	Standard	Standard	Standard
Duty Cycle	60%	75%	75%
Temperature Range	-22 to 140° F (-30 to 60° C)	-4 to 158° F (-20 to 70° C)	-4 to 158° F (-20 to 70° C)
Anti-condensation Heater	none	Standard	Standard
Auxiliary Limit Switches (2)	Standard (on-off models)	Standard	Standard
Positioners 4-20mA or 0-10v	Optional 4-20mA (110v models)	Optional 4-20mA or 0-10v	Optional 4-20mA or 0-10v
Failsafe Model	N/A	Optional BSR-Battery Spring Return	Optional BSR-Battery Spring Return
Dimensions	4.6"H x 3"W x 3"D	6.7"H x 7"W x 4.3"D	6.7"H x 7"W x 4.3"D
Weight	2.7 lbs (1.2 kg)	4-6 lbs (1.8-2.72 kg)	4-6 lbs (1.8-2.72 kg)



5618A Series



5610E/5615 Series



5616 Series



5617 Series

### Electric Actuator Selection